

Early Head Start Families

South Dakota (2014)

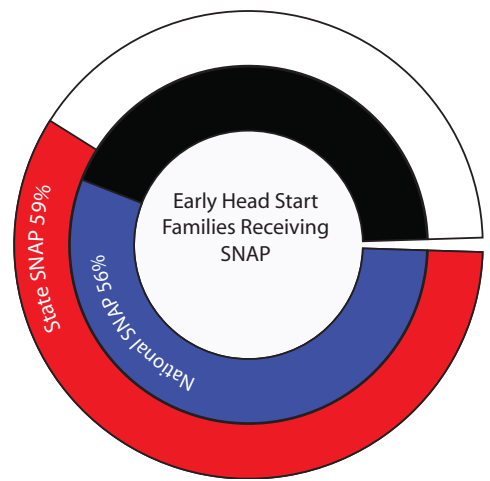
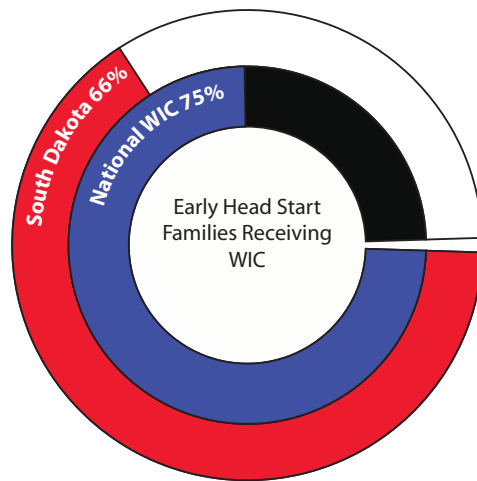
- **47%** two-parent families
- **53%** single-parent families

National (2014)

- **42%** two-parent families
- **58%** single-parent families

Early Head Start Parent/Guardian Education Level 2014

- 🍎 **50%** are a High School Graduate or have a GED
▲ 7% from 2013
- 🍎 **18%** are less than a High School Graduate
- 🍎 **21%** have an Associate Degree, Vocational School Degree, or some college
- 🍎 **11%** have an Advanced or Baccalaureate Degree

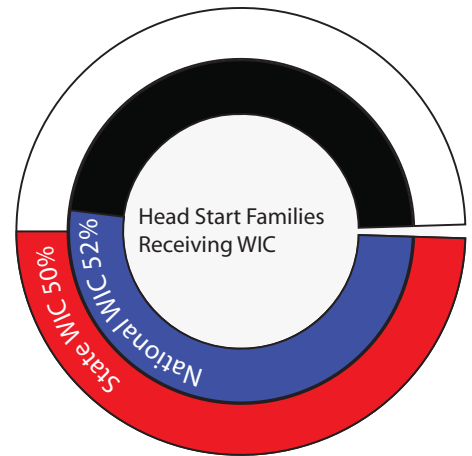
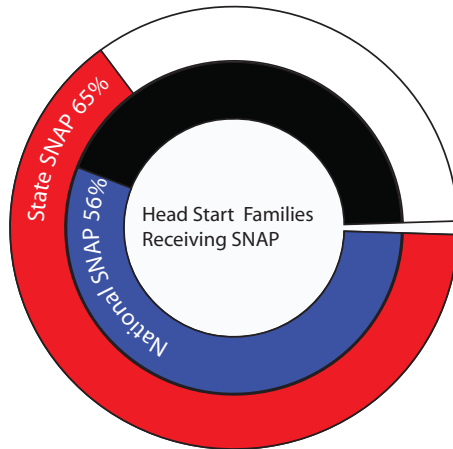
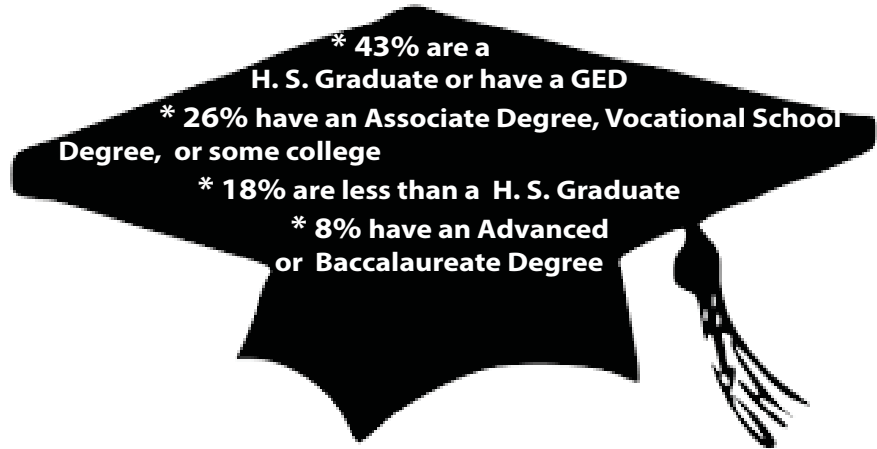


South Dakota (2014)

- **47%** of two-parent families had one parent working
 - **59%** of single parents were working
- **59%** of two-parent families had one parent working
 - **47%** of single parents were working

Head Start Families

Head Start Parent/ Guardian Education Level 2014



South Dakota (2014)

- 53% two-parent families
- 47% single-parent families

National (2014)

- 41% two-parent families
- 59% single-parent families

South Dakota (2014)

- 49% of two-parent families had one parent working
- 54% of single-parents were working

National (2014)

- 61% of two-parent families had one parent working.
- 51% of single-parents were working

I believe if my family and I had not been involved in Head Start I would not have received the help I needed to take care of myself, my husband, or my children. Our family would not have survived or grown without the help and assistance of the staff and families of Head Start.

-Head Start parent

Data prepared by:
 South Dakota KIDS COUNT
 Beacom School of Business



Data Sources: Data are from the Head Start Program Information Reports 2012, 2013, & 2014. There are 15 Head Start Programs including Tribal Programs in South Dakota